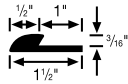


# rubber



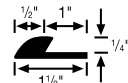
## ACCESSORIES

### edge guards



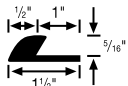
#### #34 underlap carpet edge 3/16"

- 3/16" butting gauge; fast taper; long flange
- Installation Radius: 6 ft.
- 16 9-ft. secs. per ctn. (144 ft.)



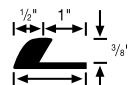
#### #35 underlap carpet edge 1/4"

- 1/4" butting gauge
- Installation Radius: 8 ft.
- 16 9-ft. secs. per ctn. (144 ft.)



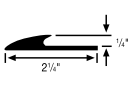
#### #36 underlap carpet edge 5/16"

- 5/16" butting gauge
- Installation Radius: 6 ft.
- 16 9-ft. secs. per ctn. (144 ft.)



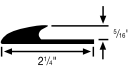
#### #37 underlap carpet edge 3/8"

- 3/8" butting gauge
- Installation Radius: 6 ft.
- 16 9-ft. secs. per ctn. (144 ft.)



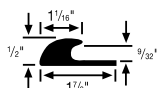
#### #38 glue-down carpet edge 1/4"

- 1/4" butting gauge undercut; long flange smooth taper
- Installation Radius: 5.5 ft.
- 10 9-ft. secs. per tube (90 ft.)



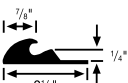
#### #39 glue-down carpet edge 5/16"

- 5/16" butting gauge undercut
- Installation Radius: 5.5 ft.
- 10 9-ft. secs. per tube (90 ft.)



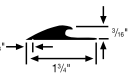
#### #40 carpet edge guard 9/32"

- 9/32" butting gauge undercut; long flange, faster taper than #38
- Installation Radius: 6 ft.
- 10 9-ft. secs. per tube (90 ft.)



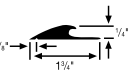
#### #41 tackless carpet bar 1/4"

- 1/4" butting gauge to accept tackless strip; deep undercut; long flange
- Installation Radius: 12 ft.
- 10 9-ft. secs. per tube (90 ft.)



#### #42 custom carpet edging 3/16"

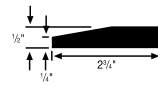
- Notched at 1/8"; undercut 3/16"; long, smooth taper (similar to #38 and #39)
- Installation Radius: 5.5 ft.
- 10 9-ft. secs. per tube (90 ft.)



#### #43 custom carpet edging 1/4"

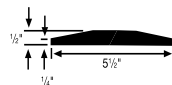
- Same as #42 above except undercut 1/4"; notched at 1/8"
- Installation Radius: 5.5 ft.
- 10 9-ft. secs. per tube (90 ft.)

### thresholds



#### #32 half threshold

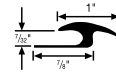
- Butts to carpet, ceramic tile; wear resistant; colors; black, brown, black brown, fawn, dark gray and camel
- Installation Radius: 9 ft.
- 12 pcs. per ctn.; 30", 36", 42", 48", 60", 72"



#### #33 full threshold

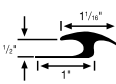
- Wear resistant compound; colors; black, brown, black brown, fawn, dark gray and camel
- Installation Radius: Zero
- 6 pcs. per ctn.; 30", 36", 42", 48", 60", 72"

### adapter & transitions



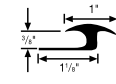
#### #50 tile/carpet joiner 7/32"

- Provides smooth transition between carpet and tile
- Installation Radius: 5 ft.
- 10 9-ft. secs. per tube (90 ft.)



#### #56 tile/carpet joiner 1/2"

- Similar to #50; wider opening fits wood and ceramic tile
- Installation Radius: 5 ft.
- 10 9-ft. secs. per tube (90 ft.)



#### #60 tile/carpet joiner 3/8"

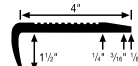
- Similar to #50; wider opening fits wood and ceramic tile
- Installation Radius: 5 ft.
- 10 9-ft. secs. per tube (90 ft.)



#### #44 fillet strip

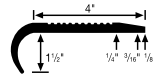
- Superb backing for flashing up the wall; color may vary due to 100% recycled content
- Installation Radius: 1 inch
- 16 9-ft. pcs. per ctn. (144 ft.)

### nosings



#### #1 & #2 commercial stair nosing

- For butting to resilient flooring. 2" abrasive strips available on #1 only; ribbed safety surface
- Installation Radius: 11 ft.
- 5 9-ft. secs. per tube (45 ft.)



#### #3 & #4 residential stair nosing

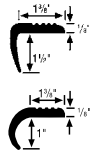
- Same features as #1 and #2 but lighter weight, smaller step area
- Installation Radius: 11 ft.
- 10 9-ft. secs. per tube (90 ft.)

# rubber



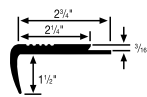
## ACCESSORIES

### nosings (cont.)



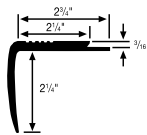
#### #5 & #6 domestic stair nosing

- For very light-duty applications
- Installation Radius: 11 ft.
- 10 9-ft. secs. per tube (90 ft.)



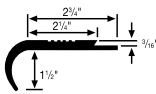
#### #7 underlap carpet nosing

- For low pile carpet; standard nose (1-1/2")
- Installation Radius: 11 ft.
- 10 9-ft. secs. per tube (90 ft.)



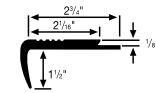
#### #m-07 modified underlap stair nosing

- Same as #7 above except longer nose (2-1/4")
- Installation Radius: 12 ft.
- 10 9-ft. secs. per tube (90 ft.)



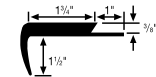
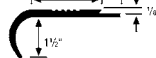
#### #8 underlap stair nosing

- Flange-type design for 3/16" low pile carpet; ribbed
- Installation Radius: 11 ft.
- 10 9-ft. secs. per tube (90 ft.)



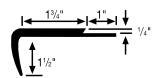
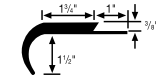
#### #9 & #10 underlap stair nosing

- Flange-type design for 1/8" low pile carpet; ribbed
- Installation Radius: 12 ft.
- 5 9-ft. secs. per tube (45 ft.)



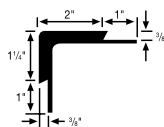
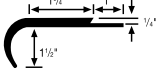
#### #11 & #12 single flange carpet stair nosing

- Smooth surface; heavy-duty design; 3/8" butting gauge
- Installation Radius: 12 ft.
- 10 9-ft. secs. per tube (90 ft.)



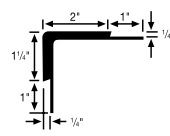
#### #13 & #14 single flange carpet stair nosing

- Smooth surface; light-duty design; 1/4" butting gauge
- Installation Radius: 12 ft.
- 5 9-ft. secs. per tube (45 ft.)



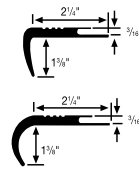
#### #15 double flange carpet stair nosing

- Smooth surface; 3/8" butting gauge
- Installation Radius: 12 ft.
- 5 9-ft. secs. per tube (45 ft.)



#### #16 double flange carpet stair nosing

- Smooth surface; 1/4" butting gauge
- Installation Radius: 12 ft.
- 5 9-ft. secs. per tube (45 ft.)



#### #17 & #18 undercut carpet nosing

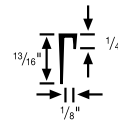
- 3/16" undercut; ribbed safety surface
- Installation Radius: 12 ft.
- 5 9-ft. secs. per tube (45 ft.)

### cove caps



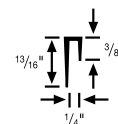
#### #28 carpet cove cap (round)

- Trim for coved carpet; undercut 3/16" (flexible); angle 45°
- Installation Radius: 4 inches
- 16 9-ft. secs. per ctn. (144 ft.)



#### #46 cove cap (square)

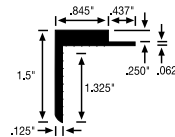
- Undercut 1/8"; cap for coved carpets and wall paneling; angle 45°
- Installation Radius: 4 inches
- 16 9-ft. secs per ctn. (144 ft.)



#### #47 cove cap (square)

- Undercut 1/4"; cap for coved carpets and wall paneling; angle 45°
- Installation Radius: 4 inches.
- 16 9-ft. secs. per ctn. (144 ft.)

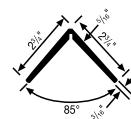
### landing trim



#### #57 landing trim

- Special design for open stairwells; length 98"
- Installation Radius: 3 ft.
- 10 98" pcs. per tube (81.7 ft.)

### corner guard



#### #19 corner guard length: 54" (standard)

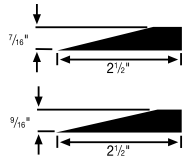
- Heavy-duty protection; special order to 9 ft.
- Installation Radius: Not Applicable.
- 6 54" pcs. per ctn. 10 pcs. per ctn. on special order sizes

# rubber



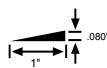
## ACCESSORIES

### reducers



#### #20 & #49 transitional reducer 7/16" (#20) 9/16" (#49)

- Choose 7/16" or 9/16" butting gauge;
- Installation Radius: 6 ft.
- 10 9-ft. secs. per tube (90 ft.)



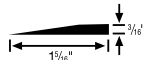
#### #21 reducer strip .080" for resilient floor

- Butt to reducer for .080" material; 1" beveled width for good transition
- Installation Radius: 6 ft.
- 16 9-ft. secs. per ctn. (144 ft.)



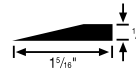
#### #22 & #48 reducer strip 1/8" (#22) 3/32" (#48)

- Same as #21 except choose 1/8" or 3/32" butting gauge
- Installation Radius: 6 ft.
- 16 9-ft. secs. per ctn. (144 ft.)



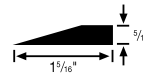
#### #23 reducer strip 3/16"

- 3/16" butting gauge; 1-5/16" width for smooth, neat transition
- Installation Radius: 6 ft.
- 16 9-ft. secs. per ctn. (144 ft.)



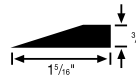
#### #24 reducer strip 1/4"

- Same as #23 except 1/4" butting gauge
- Installation Radius: 4 ft.
- 16 9-ft. secs. per ctn. (144 ft.)



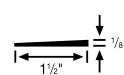
#### #25 reducer strip 5/16"

- Same as #23 except 5/16" butting gauge
- Installation Radius: 2 ft.
- 16 9-ft. secs. per ctn. (144 ft.)



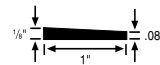
#### #26 reducer strip 3/8"

- Same as #23 except 3/8" butting gauge
- Installation Radius: 2 ft.
- 16 9-ft. secs. per ctn. (144 ft.)



#### #45 reducer strip 1/8"

- 1/8" butting gauge; 1-1/2" width for smooth transition
- Installation Radius: 8 ft.
- 16 9-ft. secs. per ctn. (144 ft.)



#### #59 reducer strip 1/8" tapering to .080"

- Special design for installations where a 1/8" must meet an .080" floor
- Installation Radius: 4 ft.
- 16 9-ft. secs. per ctn. (144 ft.)

